

DOWNLOAD PDF DOCUMENT



BRAKE LIGHT WIRING DIAG...

DOWNLOAD DOCUMENT NOW

Updated: 10/31/2017

DISCLAIMER:

BE-FIRST.CO uses the following brake light wiring diagram chevy van book available for free PDF download which is also related with

BRAKE LIGHT WIRING DIAGRAM CHEVY VAN

brake light wiring diagram chevy van can be easily downloaded from our library. Don't you believe? It is completely free. You just have to register on our site - click on the link below and answer simple questions. It will provide you for free access to brake light wiring diagram chevy van and other eBooks. We ask you to pass a registration because of hard hackers' attacks that knock out of service our library and prevent our users from downloading brake light wiring diagram chevy van as well as other books when it is necessary. When pass the registration, you can be sure of free and unlimited access to brake light wiring diagram chevy van and lots of other PDF data. Files can be downloaded on your device when you want. Therefore, if you still need brake light wiring diagram chevy van and cannot download it from other sites, register on our site and get a free access to a rich collection of eBooks right now. Save your time and efforts.

DOWNLOAD NOW

DOWNLOAD PDF DOCUMENT

DOWNLOAD PDF DOCUMENT

BRAKE LIGHT WIRING DIAG...

[X0100 WIRING DIAGRAM](#)

X0100 Strike Interface Time Delay Module Power Wiring Diagram(24 VAC VDC; 250mA Max) 5 Amp Max NC (Normally Closed) To Electric Strike Common C (Common) +24 V NO (Normally Open) (Dry Contacts) 2 1 NC (Normally Closed) To Control Activation C (Common) NO (Normally Open) (Dry Contacts) 3 4 2 Amp Max Activation Common Note: This module does not provide an output voltage to drive an electric strike. ...

File name: X0100-Wiring-Diagram.pdf

[Download now or Read Online](#)

[BLOCK WIRING DIAGRAM FOR 2S-SS](#)

BLOCK WIRING DIAGRAM IWS-ABDS1. Without volume control2. With volume control Volume control should be auto transformer type control (SVC-W, SVC-I, RVC-W, RVC-I). The use of 8 ohm speakers is recommended. When A+B is selected, the net load to amplifier is 4 ohms.Dayton Audio PO Box 52 Springboro, OH 45066 300T575 ...

File name: 300-575-dayton-audio-iws-abds-block-wiring-diagram.pdf

[Download now or Read Online](#)

[MICROSOFT WORD - CORDONA WIRING DIAGRAM SBK- 4 2 NEG. 4 COILS.DOC](#)

Wiring diagram for engines with 4 coils, 2 negative wires from the CDI, and 4 +12vwires from the stock wiring harness.For 3 cyl. and single cyl. splice the number of Killbox yellows necessary and ground theremaining yellows. For Dyna 2000; connect one (any) yellow to orange and one otheryellow to gnd. The other 2 yellows are not used, should be cut.A GP Switch should be installed in the Pullswitch...

File name: cordona wiring diagram SBK- 4 2 neg. 4 coils.pdf

[Download now or Read Online](#)

[S80 WIRING DIAGRAM.CDR](#)

S80PRO Power Connections Fused 12V WIRING SCHEMATIC FOR S80PRO 86 Drawn from pin insertion side LAST UPDATED Note this connector has Three 18 11 2014 keyways in total NEEDS FIRMWARE Tel +44 (0)161 877 1419 V77.00 AND HIGHER Elec Dump Valve Fax +44 (0)161 877 7086 FOR ALL OPTIONS 85 Turbo Pressure Email office@dtafast.co.uk Aux 9 Tacho Cam Control Pump Relay Aux 7 Fuel Shift Light Fan Relay Idle V...

File name: S80 Wiring Diagram.pdf









[Download now or Read Online](#)

DOWNLOAD PDF DOCUMENT

DOWNLOAD PDF DOCUMENT

Here below another book similar with:

BRAKE LIGHT WIRING DIAG...

-  [brake light wiring diagram chevy van](#)
-  [2005 chevy silverado brake system diagram](#)
-  [ford van rear brake diagram](#)
-  [peterbilt air brake light switch diagram](#)
-  [chevy 3 wire alternator wiring diagram](#)
-  [64 chevy impala electrical wiring diagram manual](#)
-  [chevy silverado speaker wiring diagram](#)
-  [chevy venture van engine removal](#)
-  [atlas van de mensheid de volken van de aarde hun herkomst religie en beschaving](#)
-  [wiring diagram for oil pressure light](#)
-  [diagram rear brake ford excursion](#)
-  [disc brake diagram](#)
-  [dodge dakota parking brake diagram](#)
-  [chevy tahoe heater hose diagram](#)
-  [93 chevy suburban engine diagram](#)
-  [chevy tahoe door lock diagram](#)
-  [fuse diagram for 1998 chevy blazer](#)
-  [2003 dodge van 1500 engine diagram](#)
-  [jake brake 690 mack e7](#)
-  [wiring diagram for golf tdi](#)

DOWNLOAD PDF DOCUMENT